

CAUTION



Wear eye protection.



Wear gloves.



Keep away from the reach of children.

ATTENTION



Do not use for purposes other than sharpening knives. Doing so may result in injury.



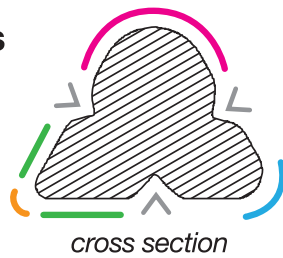
Do not use too much force when sanding. Doing so may result in injury.

Do not use in a distracted state.

FEATURES

Versatile with 3 types of R-curves

Three types of R-curved, flat, and V-groove sections are available for sharpening various shapes of blades, including straight harvesting shears as well as pruning shears with curved blades.



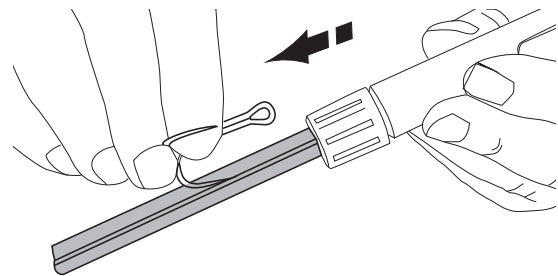
- R(L) — Flat
- R(M) — V-groove
- R(S)



Flat: Upper edge sharpening

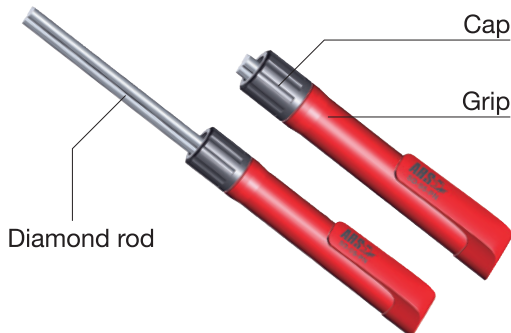


R: Receiving edge sharpening



Easy to store and carry

Compact with pen-shaped design. Easy to store and carry.



The flat part of the diamond rod can be used for the upper blade of pruning shears and knives, the R part for the receiving blade of pruning shears and serrated knives, and the V-groove part for the tips of fish hooks and eyeleters.

USAGE

1) Bring out the diamond rod

Loosen the cap at the opening, let out an appropriate amount of diamond rod, and tighten the cap until it stops moving.

2) Sharpen

Hold the grip firmly with one hand, the tool with the other, and begin sharpening.

3) Remove dirt

After use, rinse with water to remove dirt from diamond rods and wipe dry.

4) Storing diamond rods

Loosen the cap at the opening, push the diamond rod back into the grip, and tighten the cap until it stops moving.

Specifications

Model	Type	Overall Length / Housed Length	Blade Length	Weight	Material	Surface Finishing
SD-95-PN	Triangular File with V Groove	220 mm / 130 mm	95 mm	75 g	Grindstone: StainlessSteel Grip:ABS	Electroplated diamond